



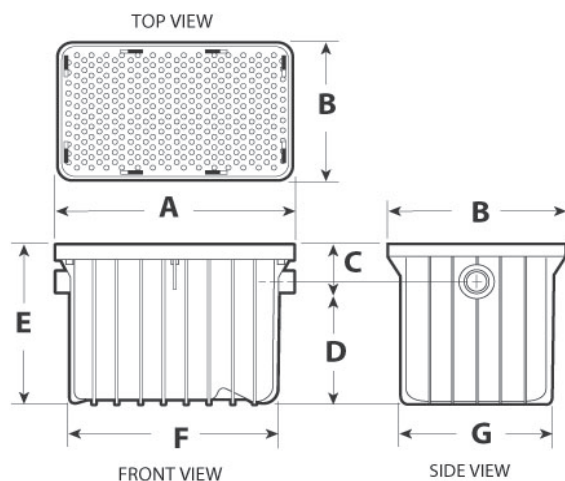
if it flows,
we go with it

1.800.665.4499
barrplastics.com

Grease Interceptor Systems

Interceptor Tanks

This grease separation unit serves as a compact, durable and user-friendly solution for restaurants and many other applications. The injection molded one-piece tank eliminates seams and potential leaking and can be installed in-floor, on-floor or semi-recessed. It is connected using mechanical joint couplings, allowing for use of various piping materials. Lightweight and strong, they weight up to 60% less than directly equivalent metal competitors, offering ease of installation, transport and storage. Plus, it will support up to 440 lbs of pedestrian and light duty traffic and can withstand continuous discharge at 104 degrees Celsius.



Flow Rate (GPM)	Flow Rate (LPM)	Capacity (lbs)	Part #	Connection Size (in)
35	132	70	3935A03	3
35	132	70	3935A04	4
50	189	100	3950A03	3
50	189	100	3950A04	4
75	284	150	4075A04	4
100	378	200	40100A04	4
100	378	1059	40100A04M	4
150	568	1097	40150A04M	4

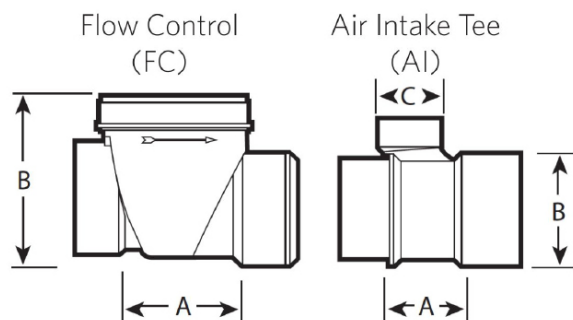
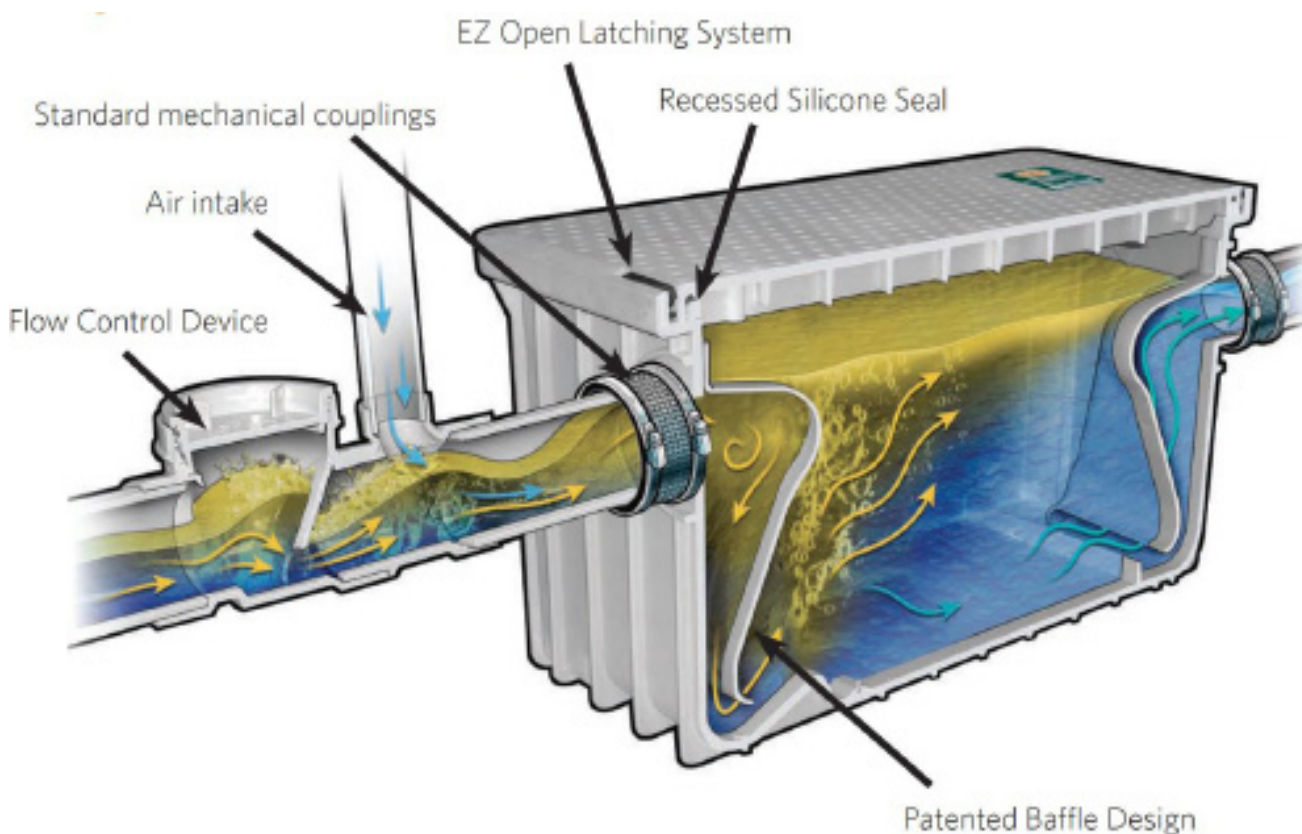


if it flows,
we go with it

1.800.665.4499
barrplastics.com

Did You Know?

Sewer authorities and building owners spend millions of dollars every year combating grease accumulation in plumbing systems. Grease accumulation causes sewer blockages and overflows. These overflows are a health risk to you, your employees, your customers, and the general public. Injection molded in engineered thermoplastic, the Endura Grease Interceptor provides restaurant operators the best value and performance on the market today.



3" Version Illustrated

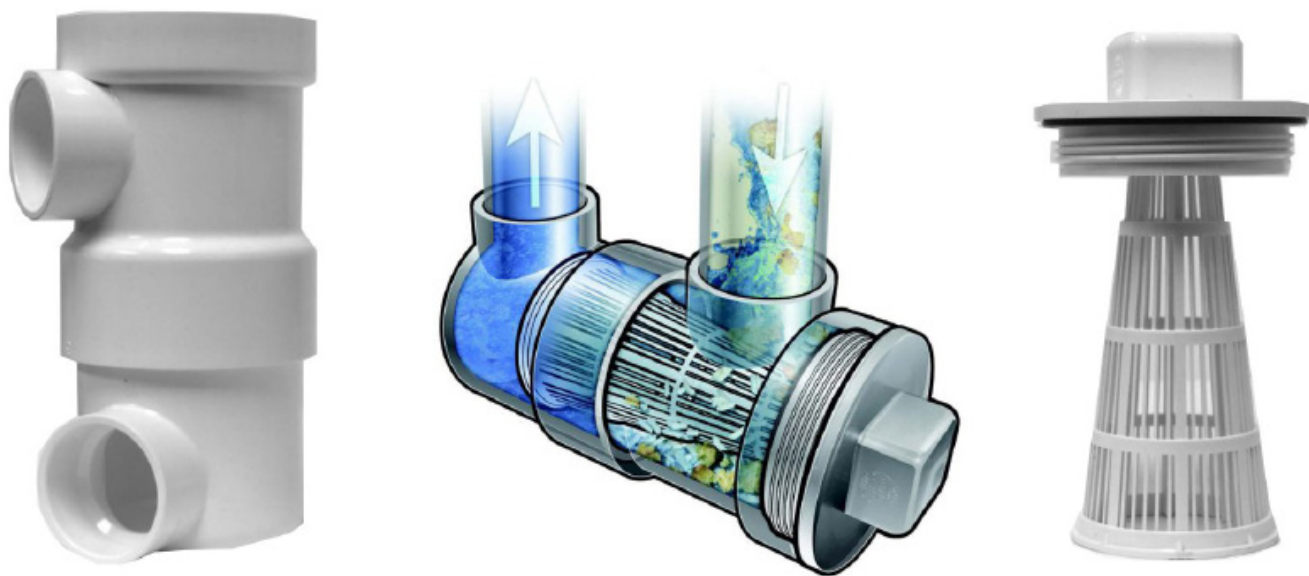
Size (in)	A (in)	B (in)	C (in)
2" SxS - FC	3	3.84	-
3" SxS - FC	4.23	5.93	-
4" SxS - FC	6.13	6.84	-
2" SPGxH - AI	2.91	2.71	2.24
3" SPGxH - AI	2.67	4.01	2.27
4" SPGxH - AI	3.19	5.04	2.72



if it flows,
we go with it

1.800.665.4499
barrplastics.com

Inline Drain Strainers



Installed on individual sink wastes in kitchen and sanitary applications, Inline Drain Strainer (IDS) by BARR prevents food debris, hair, lint and similar solid material from entering the drainage system, causing restriction and blockage. Manufactured in both BAS and PVC, the Inline Drain Strainer is based on the proven design of a drum trap, offering complete flexibility of installation either horizontal or vertical, the outlet being able to be set anywhere in a 360° range. Fitted in conjunction with or in place of a p-trap, the Inline Drain Strainer can be used in applications where space is at a premium, providing ease of access to the end user. As a development of a speciality plumbing fitting, dimensionally the Inline Drain Strainer is manufactured in accordance with the performance and dimensional requirements of North American plumbing systems.

Unlike competitive products the body of the Inline Drain Strainer is supplied “loose-assembled” by BARR. This means that when it comes to installation the installer retains the full benefit of being able to orientate the outlet to suit the installation, only solvent welding the main joint when the location and orientation have been confirmed. Be it a domestic or commercial application, these four images show typical IDS installation.

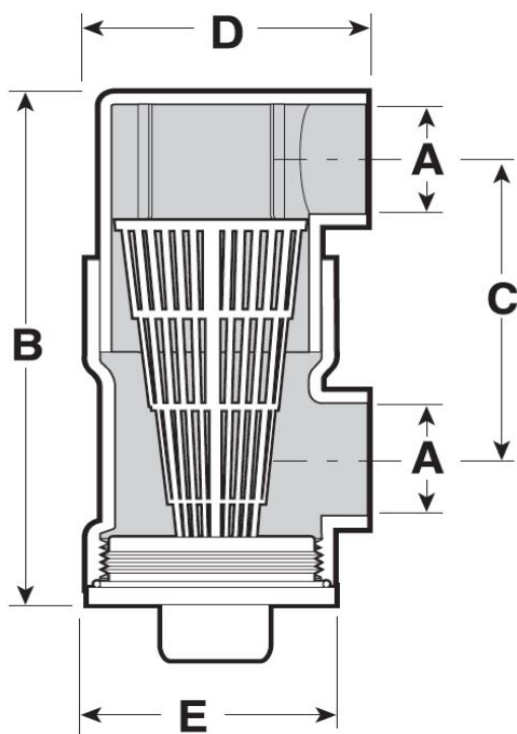
The filter screen, assembled as an integral part of the access cap, has 10 times the open area of the inlet and outlet connections extending the interval of cleaning and providing easy, non-contact removal of captured debris. Simply unscrew, withdraw, tap and replace - one more way you can “Raise the BARR” in your unique project!



if it flows,
we go with it

1.800.665.4499
barrplastics.com

Inline Drain Strainers



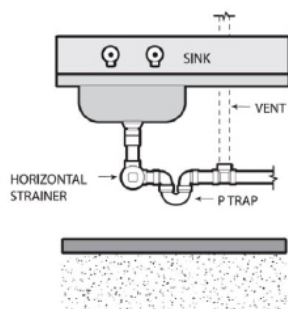
Applications include:

- Domestic and Commercial Kitchens
- Hair and Beauty Salons
- Barber Shops
- Pet Grooming Parlours
- Healthcare Facilities
- Dormitories/Motels

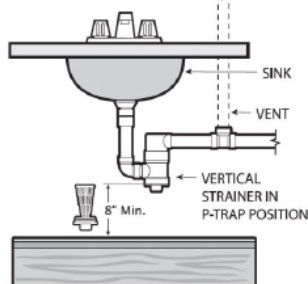
Part Number	Material	A (in)	B (in)	C (in)	D (in)	E (in)
393243A	ABS	1.5	9.1	4.9	4.3	3.9
393243AW	PVC	1.5	9.1	4.9	4.3	3.9

Typical Installations

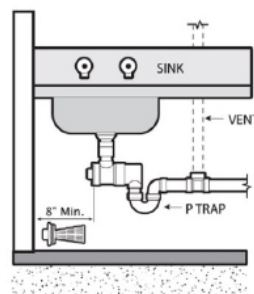
IDS Horizontal with P-Trap



IDS Vertical (P-Trap Position)



IDS Horizontal with Alternate P-Trap



IDS Horizontal (P-Trap Position)

