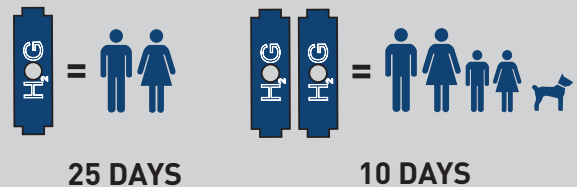


Emergency Water Storage Tanks

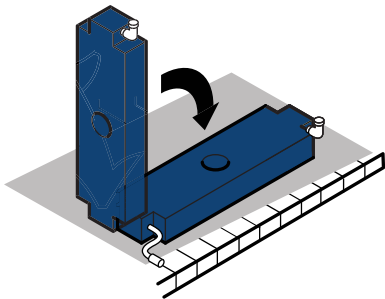


The eH₂OG 50 USG wont tip, spill or puncture and is engineered to last up to 20 years. A green alternative to throwaway plastics and PVC.

HOW MANY eH₂OG's DO YOU NEED?



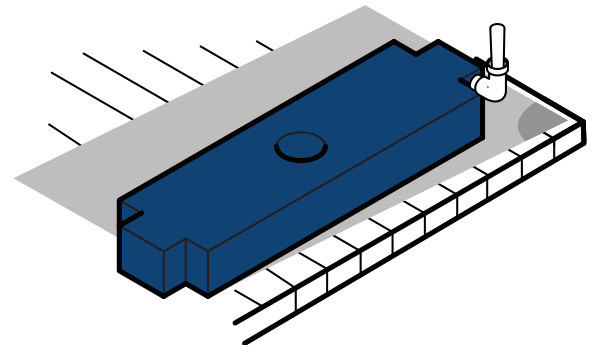
- 1 Position eH₂OG on a flat stable surface or support on blocks. Screw the SPIGOT into the lowest accessible threaded opening, and filling the ELBOW into the highest accessible opening. Unscrew the PLUG.



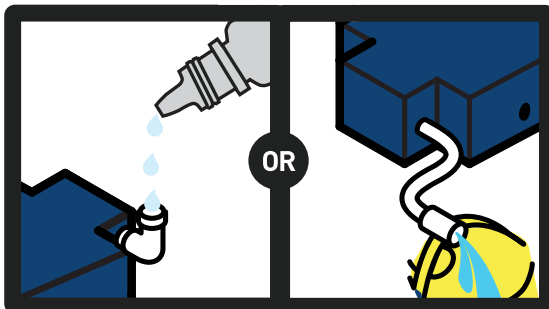
eH₂OG can bear up to 120lbs of additional weight.



- 2 Flush the eH₂OG using a hose. Flush and then fill by inserting a hose into the ELBOW opening.



3



For 5 years of storage without changing the water, water preservers can be added.

Refill eH₂OG every 6 months to keep water supply fresh. Attach hose to SPIGOT to empty.

4

- 4 Ensure eH₂OG is completely filled with water. Wet both sides of the PLUG before using it to seal the ELBOW.

