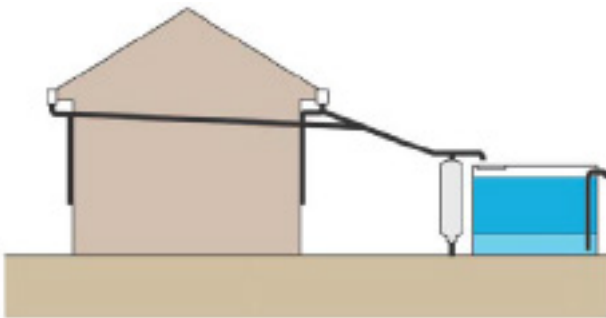


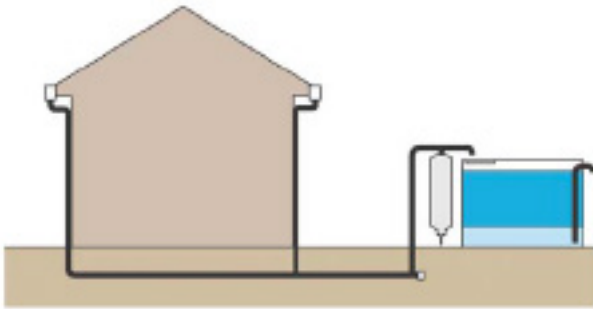


# Rainwater Harvesting Diverters

## Things to Know: Wet & Dry Systems



Dry systems are where the pipes are designed to run directly from the gutter into the tank. The pipes empty after the rain stops and therefore does not hold water. Dry systems are best because water sitting idle in pipes can become stagnant and create a potential breeding ground for mosquitoes.



Wet systems are where the pipes from the gutter go down the wall, run underground and then up into the tank. Wet systems are required in a number of building situations; as a result of the height of the building or the location of the rainwater tank. Water remains in the pipes, irrespective of rainfall, as the pipes are underground and below the entry point of the tank. Wet systems can be converted to Dry systems using In- Ground Water Diverters that automatically drain the underground system when the rainwater flow stops.



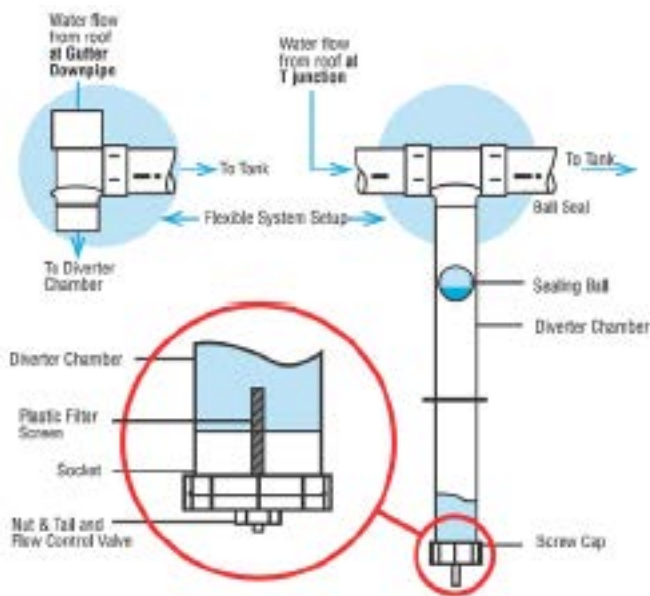


# Rainwater Harvesting Diverters

**Downspout Diverters** are designed mainly for residential use to avoid build up of sediments and other contaminants inside your storage tank - keeping the water fresher and tank cleaning to a minimum.

They take the first flow of rainwater, which may contain contaminants from the roof and gutters, seal it off and automatically divert the flow of cleaner water to the tank. After slowly releasing itself of contaminated water, the diverter resets automatically.

The Downspout Diverter comes in kit form - just add appropriate length of 3" or 4" PVC pipe, depending on the size of kit you have and the size of chamber you need to assemble and install. Note that all collected rainwater should pass through a first flush diverter that automatically collects and diverts at least the first 0.02 inches (0.5mm) of rain at the beginning of a rainfall event. The quantity of water diverted is 10.4 gal for 1000 ft of catchment area (50 litres/100m). The diverted water can be discharged to an acceptable location, such as a flower bed or drainage system.



Part #	Downspout (in)	Box Qty.	Description
WDDS99	3"	10	3" Downspout First Flush Diverter Kit. Assembly required
WDDS98	4"	10	4" Downspout First Flush Diverter Kit. Assembly required